



2024 Catalogue



SHENZHEN CAROL LIGHTING CO.,LTD

COMPANY PROFILE

In the past 20 years, LED technology becomes a remarkable revolution that strongly hit and reshape the whole lighting industry. We believe people's variety needs for light will be truly released and satisfied this time.

Carol Lighting is formed by a group of electronic, light designing engineers, who has 8-15 years work experiences, engaged overwhelming achievements in lighting area.

Ever since it's born, Carol Lighting define herself as a light Innovator, that brings customer, consumers quality reliable,function various, market prospective lighting product with great competition. We have established a mature product developing strategy, based on "Human's Needs for Lighting".

Now we focus on Commercial Lighting product, our major product including LED Downlight, Track Light, Grille Light. There are over 100 different products in our product range, each of them comes from deep thinking for lighting. Most products have obtained patent protection in China, that protect our business partners' benefits.

All Carol Lighting products comply with European regulations including CE SELV EnEc EMC GS LVD RoHS, allowing all our clients to feel secure and environmental friendly when purchasing.

Carol Lighting will provide you remarkable innovative led lamps, which takes you into a new level of lighting understanding.

Contents

MAGNETIC LED TRACK LIGHT

20 TYPE -TRACK RAIL



P.02



P.02



P.03



P.03

20 TYPE -LAMPS



P.04



P.05



P.06



P.07



P.08

ULTRATHIN TYPE-TRACK RAIL



P.09



P.09

ULTRATHIN TYPE- LAMPS



P.10



P.11



P.12



LED DOWNLIGHT

IP22 LED DOWNLIGHT



P.14



P.16



P.18



P.19



P.22



P.24

IP65 LED DOWNLIGHT



P.27



P.28



P.29



P.32



LED SPOT LIGHT

REES SERIES



P.36



P.37



P.39



P.40



P.41



P.41



P.42



P.42

EVO SERIES



P.44



P.46



P.47



P.48

ECO SERIES



P.50



P.51



P.52

 **MINI SPOTLIGHT**



P.54



P.55



P.56



P.56




P.57



P.58

 **LED LINEAR DOWNLIGHT**

01 SERIES



P.60



P.60



P.60



P.60



P.60

01 SERIES-TRIMLESS



P.62



P.62



P.62



P.62



P.62

02 SERIES



P.63



P.63



P.63

03 SERIES



P.64



P.64

04 SERIES



P.66



P.66



P.66



P.66



P.66



P.66

 **LED TRACK SPOTLIGHT**

LED TRACK LIGHT SERIES



P.68



P.69



P.72



P.74

GU10 TRACK SPOTLIGHT SERIES



P.76



P.77



P.79



P.79

 **LED STRECHABLE SPOTLIGHT**



P.82



P.83



P.84



P.84



P.86



P.87



P.88



P.88

 **LED SURFACE MOUNTED DOWNLIGHT**



P.91

  **LED LINEAR LIGHT**



P.93



P.94



P.95

20 Type Magnetic Track Light

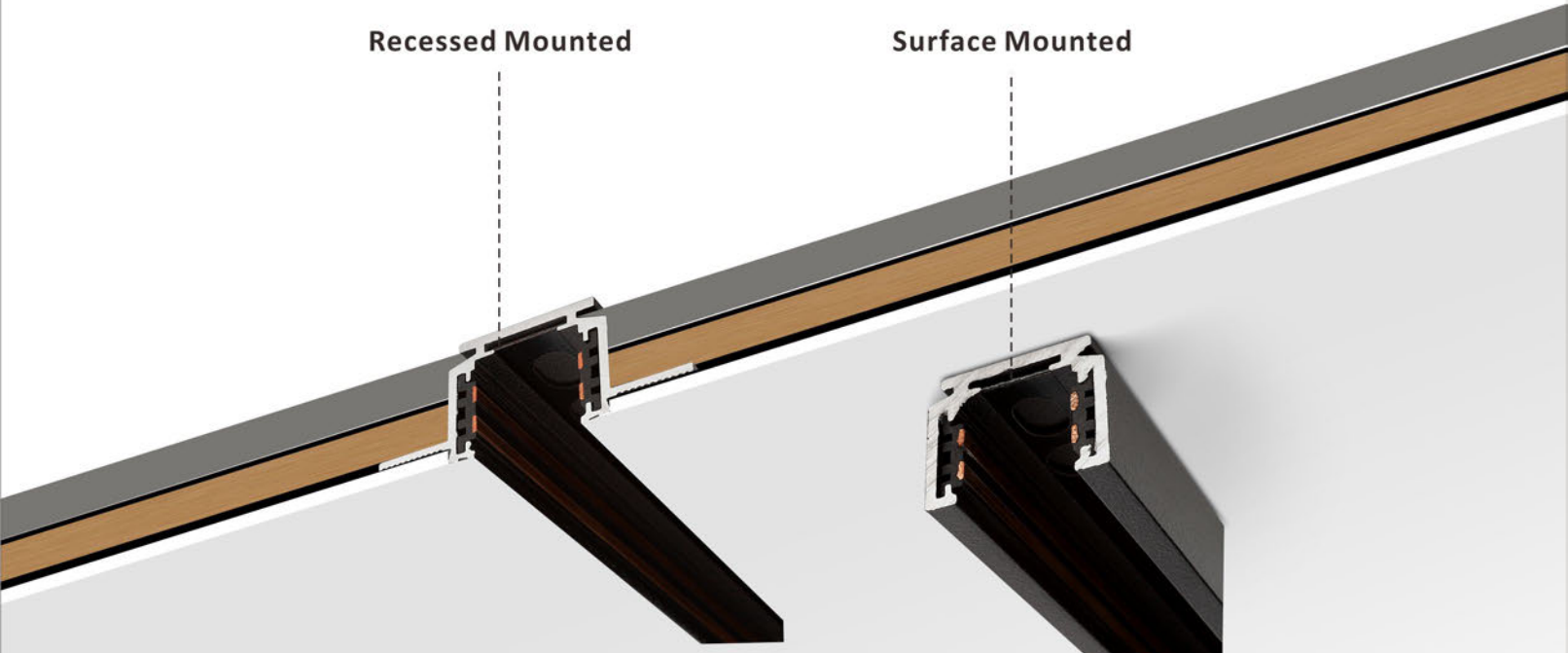




○ white ● black

Recessed Mounted

Surface Mounted



CR-MGTR-02

CR-MGTR-01



20 Type MAGNETIC TRACK RAIL

Model NO.	Size	Installation
CR-MGTR-02-1	L1000×W52×H17mm	Recessed Mounted
CR-MGTR-02-2	L2000×W52×H17mm	
CR-MGTR-02-3	L3000×W52×H17mm	

Model NO.	Size	Installation
CR-MGTR-01-1	L1000×W27×H21mm	Surface Mounted
CR-MGTR-01-2	L2000×W27×H21mm	
CR-MGTR-01-3	L3000×W27×H21mm	

○ white ● black



Recessed Mounted

Suspended Mounted



CR-MGTR-04

CR-MGTR-03









20 Type MAGNETIC TRACK RAIL

Model NO.	Size	Installation	Model NO.	Size	Installation
CR-MGTR-03-1	L1000×W26.75×H51.3mm	Suspended Mounted	CR-MGTR-04-1	L1000×W62.65×H34.8mm	Recessed Mounted
CR-MGTR-03-2	L2000×W26.75×H51.3mm		CR-MGTR-04-2	L2000×W62.65×H34.8mm	
CR-MGTR-03-3	L3000×W26.75×H51.3mm		CR-MGTR-04-3	L3000×W62.65×H34.8mm	

Magnetic LED Track Light



○ white ● black ○ silver

-  OSRAM
-  LIFUD EAGLERISE
-  48V
-  CRI > 80/CRI > 90/CRI > 95
-  TUYA ZIGBEE/DALI/1-10V
-  24°/36°



Model NO.	Power	CCT	Lm/W	Size	Installation	Warranty
CR-MGTL-C5	5W	3000K/4000K/6000K	80~90lm/w	Φ35×H80mm	Track Mounted	3years
CR-MGTL-C10	10W			Φ45×H102mm		
CR-MGTL-C15	15W			Φ55×H115mm		
CR-MGTL-C20	20W			Φ65×H133mm		



20 Type



○ white ● black ○ silver



OSRAM



LIFUD EAGLERISE



48V




CRI > 80/CRI > 90/CRI > 95



TUYA ZIGBEE/DALI/1-10V



24°/36°



Model NO.	Power	CCT	Lm/W	Size	Installation	Warranty
CR-MGFD-300-S10	10W	3000K/4000K/6000K	80~90lm/w	L303×W22×H44mm	Track Mounted	3years
CR-MGFD-600-S20	20W			L602×W22×H44mm		
CR-MGFD-900-S30	30W			L902×W22×H44mm		



20 Type



○ white ● black ○ silver



OSRAM



LIFUD EAGLERISE



48V



CRI > 80/CRI > 90/CRI > 95



TUYA ZIGBEE/DALI/1-10V



24°/36°



Model NO.	Power	CCT	Lm/W	Size	Installation	Warranty
CR-MGGL01-S6	6W	3000K/4000K/6000K	80~90lm/w	L112×W22×H44mm	Track Mounted	3years
CR-MGGL01-S12	12W			L220×W22×H44mm		
CR-MGGL01-S18	18W			L327×W22×H44mm		



20 Type

○ white ● black ○ silver



OSRAM



LIFUD EAGLERISE



48V



CRI > 80/CRI > 90/CRI > 95



TUYA ZIGBEE/DALI/1-10V



24°/36°



Model NO.	Power	CCT	Lm/W	Size	Installation	Warranty
CR-MGGL02-S6	6W	3000K/4000K/6000K	80~90lm/w	L110×W24×H120mm	Track Mounted	3years
CR-MGGL02-S12	12W			L220×W24×H110mm		



○ white ● black ○ silver



20 Type



OSRAM



LIFUD EAGLERISE



48V



CRI > 80 / CRI > 90 / CRI > 95



TUYA ZIGBEE/DALI/1-10V



24°/36°



Model NO.	Power	CCT	Lm/W	Size	Installation	Warranty
CR-MGPL-C5	5W	3000K/4000K/6000K	80~90lm/w	Φ40×H300mm	Track Mounted	3years
CR-MGPL-C10	10W			Φ55×H300mm		

Surface Mounted

Recessed Mounted



ULTRATHIN MAGNETIC TRACK RAIL

Model NO.	Size	Installation
CR-MGTR-T-SF-1	L1000×W23×H6.5mm	Surface Mounted
CR-MGTR-T-SF-1.5	L1500×W23×H6.5mm	
CR-MGTR-T-SF-2	L2000×W23×H6.5mm	

Model NO.	Size	Installation
CR-MGTR-T-RS-1	L1000×W60×H6.5mm	Recessed Mounted
CR-MGTR-T-RS-1.5	L1500×W60×H6.5mm	
CR-MGTR-T-RS-2	L2000×W60×H6.5mm	

Ultrathin Magnetic LED Spot Light



○ white ● black ○ silver



Ultrathin Type



OSRAM



LIFUD EAGLERISE



48V




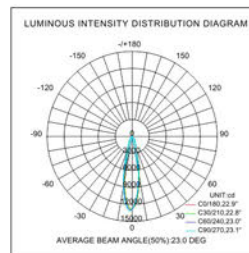
CRI > 80/CRI > 90/CRI > 95




TUYA ZIGBEE



24°/36°



Model NO.	Power	CCT	Lm/W	Size	Installation	Warranty
CR-MGSP01-T-C6	6W	3000K/4000K/6000K	80~90lm/w	L120×W24×H26mm	Track Mounted	3years
CR-MGSP01-T-C12	12W			L236×W24×H46mm		



○ white ● black ○ silver



OSRAM



LIFUD EAGLERISE



48V



CRI > 80/CRI > 90/CRI > 95




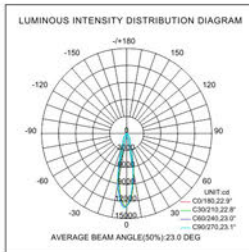
TUYA ZIGBEE



120°



Ultrathin Type



Model NO.	Power	CCT	Lm/W	Size	Installation	Warranty
CR-MGSP02-T-C6	6W	3000K/4000K/6000K	80~90lm/w	L120×W24×H26mm	Track Mounted	3years
CR-MGSP02-T-C12	12W			L236×W24×H46mm		

Ultrathin Magnetic LED Track Light



○ white ● black ○ silver



Ultrathin Type



OSRAM



LIFUD EAGLERISE



48V




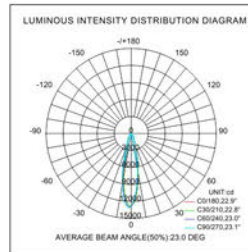
Ra CRI > 80/CRI > 90/CRI > 95



TUYA ZIGBEE



24°/36°



Model NO.	Power	CCT	Lm/W	Size	Installation	Warranty
CR-MGTL-T-C5	5W	3000K/4000K/5000K	80~90lm/w	Φ35×H80mm	Track Mounted	3years
CR-MGTL-T-C10	10W			Φ45×H103mm		
CR-MGTL-T-C15	15W			Φ55×H114mm		
CR-MGTL-T-C20	20W			Φ65×H133mm		



EOS LED COB DOWNLIGHT





○ white ● black ○ silver



CITIZEN CREE



TRIDONIC PHILIPS LIFUD



AC 200~240V 50/60Hz



Ra CRI > 80/CRI > 90/CRI > 95




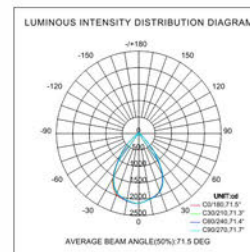
DALI/TRIAC/1-10V



15° 24° 36° 50°




Φ75mm/Φ95mm/Φ125mm/Φ145mm










Model NO.	Power	CCT	Lm/W	Size	Cutout	Warranty
CR-DL03B-C10	10W	3000K/4000K/5000K	90~100lm/w	Φ84×H64mm	Φ75mm	3/5years
CR-DL03B-C15	15W			Φ84×H64mm	Φ75mm	
CR-DL04B-C20	20W			Φ106×H68mm	Φ95mm	
CR-DL05B-C30	30W			Φ140×H81mm	Φ125mm	
CR-DL06B-C40	40W			Φ170×H81mm	Φ145mm	


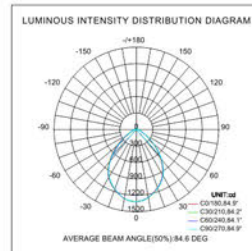
ARES LED COB DOWNLIGHT






○ white ● black ○ silver


-  CREE CITIZEN
-  TRIDONIC PHILIPS LIFUD
-  AC 200~240V 50/60Hz
-  Ra CRI > 80/CRI > 90/CRI > 95
-  DALI/TRIAC/1-10V
-  12°/24°/38°/55°
-  Φ75mm/Φ90mm/Φ125mm
Φ165mm/Φ200mm



	Model NO.	Power	CCT	Lm/W	Size	Cutout	Warranty
Lens	CR-DL03-C10	10W	3000/4000/5000K	90~100lm/w	Φ86 × 55mm	Φ75mm	5 years
	CR-DL04-C15	15W			Φ101 × 60mm	Φ90mm	
	CR-DL05-C30	30W			Φ140 × 73mm	Φ125mm	
	CR-DL05.5-C35	35W			Φ155 × 86mm	Φ140mm	
	CR-DL06-C35	35W			Φ180 × 94mm	Φ165mm	
	CR-DL06-C40	40W			Φ180 × 94mm	Φ165mm	
	CR-DL08-C50	50W			Φ212 × 110mm	Φ200mm	



LUNA LED COB DOWNLIGHT



○ white ● black ○ silver



CITIZEN CREE



TRIDONIC PHILIPS LIFUD



AC 200~240V 50/60Hz



CRI > 80/CRI > 90/CRI > 95




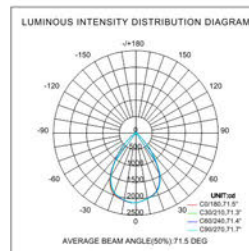
DALI/TRIAC/1-10V



24° 36° 60°



Φ75mm/Φ85mm/Φ95mm
Φ110mm



Model NO.	Power	CCT	Lm/W	Size	Cutout	Warranty
CR-DL03A-C10	10W	3000K/4000K/5000K	90~100lm/w	Φ82×H53mm	Φ75mm	3/5years
CR-DL03.5A-C12	12W			Φ96×H58mm	Φ85mm	
CR-DL04A-C15	15W			Φ106×H63mm	Φ95mm	
CR-DL04.5A-C20	20W			Φ123×H68mm	Φ110mm	



○ white ● black ○ silver



OSRAM BRIDGELUX



TRIDONIC PHILIPS LIFUD



AC 200~240V 50/60Hz



CRI > 80/CRI > 90/CRI > 95




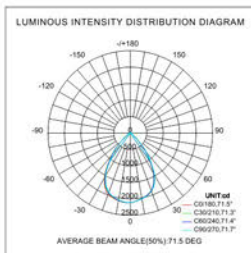
DALI/TRIAC/1-10V



90°



Φ75mm/Φ85mm/Φ95mm
Φ110mm/Φ145mm/Φ170mm



Model NO.	Power	CCT	Lm/W	Size	Cutout	Warranty
CR-DL03A-S10	10W	3000K/4000K/5000K	90~100lm/w	Φ82×H53mm	Φ75mm	3/5years
CR-DL03.5A-S12	12W			Φ96×H58mm	Φ85mm	
CR-DL04A-S15	15W			Φ106×H63mm	Φ95mm	
CR-DL04.5A-S20	20W			Φ123×H68mm	Φ110mm	
CR-DL06A-S30	30W			Φ155×H76mm	Φ145mm	
CR-DL07A-S40	40W			Φ185×H83mm	Φ170mm	



APOLLO SMD DOWNLIGHT

UGR<19



C 6000K



CW 4000K



W 3000K



○ white ● black ○ silver



Gun Black

silver

white



Bridgelux SMD



TRIDONIC PHILIPS LIFUD



AC 200~240V 50/60Hz



Ra

CRI > 80 / CRI > 90 / CRI > 95



DIMMABLE


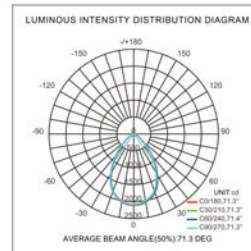
DALI/TRIAC/1-10V



70°



Φ 70mm / Φ 90mm / Φ 105mm
Φ 140mm / Φ 165mm / Φ 200mm











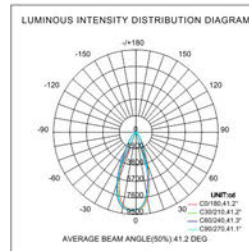
Model NO.	Power	CCT	Lm/W	Size	Cutout	Warranty
CR-DL03DX-S6	6W	3000/4000/6000K	90~100lm/w	Φ90×H45mm	Φ 70mm	5 years
CR-DL04DX-S9	9W			Φ105×H65mm	Φ 90mm	
CR-DL05DX-S15	15W			Φ130×H68mm	Φ 105mm	
CR-DL06DX-S18	18W			Φ165×H90mm	Φ 140mm	
CR-DL07DX-S25	25W			Φ185×H95mm	Φ 165mm	
CR-DL08DX-S35	35W			Φ220×H105mm	Φ 200mm	






○ white ● black ○ silver

-  CREE CITIZEN PHILIPS
-  TRIDONIC PHILIPS LIFUD
-  AC 200~240V 50/60Hz
-  Ra CRI > 80/CRI > 90/CRI > 95
-  DIMMABLE DALI/TRIAC/1-10V
-  15°/24°/38°
-  Φ 75mm/ Φ 95mm/ Φ 110mm
 Φ 125mm/ Φ 145mm/ Φ 175mm




Model NO.	Power	CCT	Lm/W	Size	Cutout	Warranty
CR-DL03G-C10	10W	2700K/3000K 4000K/5000K	90~100lm/w	Φ 90×H60mm	Φ 75mm	5years
CR-DL03.5G-C15	15W			Φ 102×H80mm	Φ 90mm	
CR-DL04G-C20	20W			Φ 124×H108mm	Φ 110mm	
CR-DL05G-C30	30W			Φ 140×H115mm	Φ 125mm	
CR-DL06G-C40	40W			Φ 160×H135mm	Φ 145mm	
CR-DL08G-C50	50W			Φ 190×H160mm	Φ 175mm	



IP65 DOWNLIGHT SERIES

Round & Square | Four color Four size





- white
- black
- dull silver
- Gold



CITIZEN CREE



TRIDONIC PHILIPS LIFUD



AC 200~240V 50/60Hz



CRI > 80/CRI > 90/CRI > 95




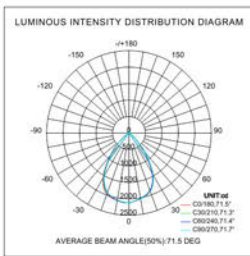
DALI/TRIAC/1-10V



15°/24°/38°/60°










Φ75mm/Φ90mm/Φ125mm
Φ145mm/Φ165mm


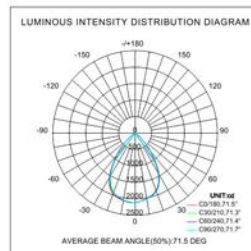


Model NO.	Power	CCT	Lm/W	Size	Cutout	Warranty
CR-DLR03IP-C15	12W	3000K/4000K/5000K	90~100lm/w	Φ86×H54mm	Φ75mm	3/5years
CR-DLR04IP-C18	18W			Φ100×H64mm	Φ90mm	
CR-DLR05IP-C28	28W			Φ136×H83mm	Φ125mm	
CR-DLR06IP-C38	38W			Φ158×H96mm	Φ145mm	
CR-DLR07IP-C48	48W			Φ180×H109mm	Φ165mm	



○ white ● black ○ dull silver ● Gold


-  CITIZEN CREE
-  TRIDONIC PHILIPS LIFUD
-  AC 200~240V 50/60Hz
-  CRI > 80/CRI > 90/CRI > 95
-  DALI/TRIAC/1-10V
-  15°/24°/38°/60°
-  90 × 90mm/125 × 125mm
145 × 145mm/165 × 165mm










Model NO.	Power	CCT	Lm/W	Size	Cutout	Warranty
CR-DLS04IP-C18	18W	3000/4000/5000K	90~100lm/w	100 × 100 × H64mm	90 × 90mm	5 years
CR-DLS05IP-C28	28W			136 × 136 × H83mm	125 × 125mm	
CR-DLS06IP-C38	38W			158 × 158 × H96mm	145 × 145mm	
CR-DLS07IP-C48	48W			180 × 180 × H109mm	165 × 165mm	


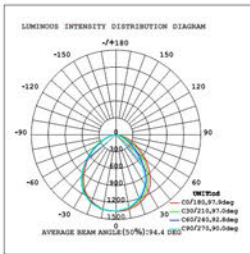


○ white ● black ○ silver



IP65 Water-proof

-  SMD 2835
-  TRIDONIC PHILIPS LIFUD
-  AC 200~240V 50/60Hz
-  CRI > 80/CRI > 90/CRI > 95
-  DALI/TRIAC/1-10V
-  100°
-  $\Phi 75\text{mm}/\Phi 95\text{mm}/\Phi 110\text{mm}/\Phi 160\text{mm}$



Model NO.	Power	CCT	Lm/W	Size	Cutout	Warranty
CR-DL03IP-S7	7W	3000/4000/5000K	90~100lm/w	$\Phi 95 \times H47\text{mm}$	$\Phi 75\text{mm}$	5 years
CR-DL04IP-S15	15W			$\Phi 112 \times H50\text{mm}$	$\Phi 95\text{mm}$	
CR-DL05IP-S15	15W			$\Phi 145 \times H50\text{mm}$	$\Phi 110\text{mm}$	
CR-DL06IP-S28	28W			$\Phi 190 \times H50\text{mm}$	$\Phi 160\text{mm}$	






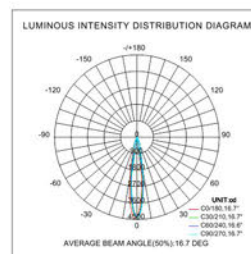
IP65 WATER-PROOF LED SPOTLIGHT






- white
- black
- Gloss silver
- Golden
- Gun black
- Dull silver

- CREE CITIZEN BRIDGELUX
- TRIDONIC PHILIPS LIFUD
- AC 200~240V 50/60Hz
- Ra CRI > 80/CRI > 90/CRI > 95
- DIMMABLE DALI/TRIAC/1-10V
- 15°/24°/38°/60°
- Ø55mm/Ø75mm/Ø95mm



Model NO.	Power	CCT	Lm/W	Size	Cutout	Warranty
CR-SP02IP-C7	7W	3000K/4000K/5000K	80~90lm/w	Ø62×H85mm	Ø55mm	5years
CR-SP03IP-C12	12W			Ø84×H80mm	Ø75mm	
CR-SP03IP-C15	15W			Ø84×H110mm	Ø75mm	
CR-SP04IP-C20	20W			Ø110×H110mm	Ø95mm	
CR-SP04IP-C30	30W			Ø110×H130mm	Ø95mm	

REES LED SPOTLIGHT




White



Black



Gloss silver



Golden



Gun black



Dull silver



Round



Oval




Fixed




Adjustable




Round




White



Black




Gloss silver



Golden



Gun black



Dull silver



Square




Oval




Square

REES LED SPOTLIGHT


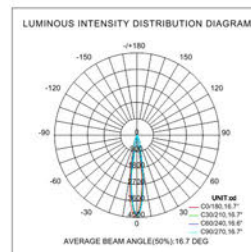
Round | Square






- white
- black
- Gloss silver
- Golden
- Gun black
- Dull silver

- CREE CITIZEN BRIDGELUX
- TRIDONIC PHILIPS LIFUD
- AC 200~240V 50/60Hz
- Ra CRI > 80/CRI > 90/CRI > 95
- DIMMABLE
DALI/TRIAC/1-10V
- 8°/15°/24°/38°/60°
- Φ 55mm/Φ 75mm/Φ 95mm


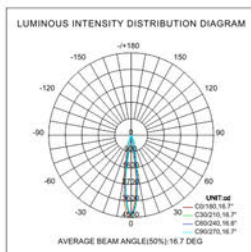


Model NO.	Power	CCT	Lm/W	Size	Cutout	Warranty
CR-SP01R-C7	7W	3000/4000/5000K	80~90lm/w	Φ 62 × H79mm	Φ 55mm	5 years
CR-SP01R-C12	12W			Φ 84 × H100mm	Φ 75mm	
CR-SP01R-C20	20W			Φ 110 × H121mm	Φ 95mm	



- white
- black
- Gloss silver
- Golden
- Gun black
- Dull silver

- CREE CITIZEN BRIDGELUX
- TRIDONIC PHILIPS LIFUD
- AC 200~240V 50/60Hz
- Ra CRI > 80/CRI > 90/CRI > 95
- DALI/TRIAC/1-10V
- 8°/15°/24°/38°/60°
- 55 × 55mm/75 × 75mm/95 × 95mm



Model NO.	Power	CCT	Lm/W	Size	Cutout	Warranty
CR-SP01S-C7	7W	3000/4000/5000K	80~90lm/w	L64 × W64 × H88mm	55 × 55mm	5 years
CR-SP01S-C12	12W			L85 × W85 × H112mm	75 × 75mm	
CR-SP01S-C20	20W			L105 × W105 × H138mm	95 × 95mm	





- white
- black
- Gloss silver
- Golden
- Gun black
- Dull silver



CREE CITIZEN BRIDGELUX



TRIDONIC PHILIPS LIFUD



AC 200~240V 50/60Hz



CRI > 80/CRI > 90/CRI > 95




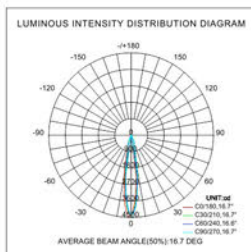
DALI/TRIAC/1-10V




8°/15°/24°/38°/60°



Φ55mm/Φ75mm/Φ95mm


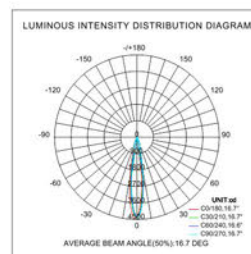


Model NO.	Power	CCT	Lm/W	Size	Cutout	Warranty
CR-SP01RT-C7	7W	3000/4000/5000K	80~90lm/w	H79mm	Φ55mm	5 years
CR-SP01RT-C12	12W			H100mm	Φ75mm	
CR-SP01RT-C20	20W			H121mm	Φ95mm	



- white
- black
- Gloss silver
- Golden
- Gun black
- Dull silver

- CREE CITIZEN BRIDGELUX
- TRIDONIC PHILIPS LIFUD
- AC 200~240V 50/60Hz
- Ra CRI > 80/CRI > 90/CRI > 95
- DIMMABLE DALI/TRIAC/1-10V
- 8°/15°/24°/38°/60°
- 58 x 58mm/77 x 77mm/97 x 97mm



Model NO.	Power	CCT	Lm/W	Size	Cutout	Warranty
CR-SP01ST-C7	7W	3000/4000/5000K	80~90lm/w	H88mm	58 x 58mm	5 years
CR-SP01ST-C12	12W			H112mm	77 x 77mm	
CR-SP01ST-C20	20W			H138mm	97 x 97mm	


CR-SP0102R



- white
- black
- Gloss silver
- Golden
- Gun black
- Dull silver



CR-SP0102S



CREE CITIZEN BRIDGELUX



TRIDONIC PHILIPS LIFUD



AC 200~240V 50/60Hz



CRI > 80/CRI > 90/CRI > 95




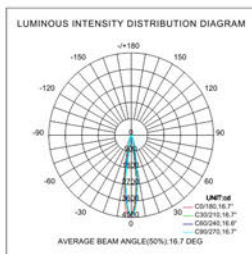

DALI/TRIAC/1-10V



8°/15°/24°/38°/60°



126 × 65mm/178 × 88mm/223 × 109mm
120 × 60mm/164 × 77mm/207 × 95mm




Model NO.	Power	CCT	Lm/W	Size	Cutout	Warranty
CR-SP0102R-C14	2 × 7W	3000/4000/5000K	80~90lm/w	L140 × W79 × H84mm	Φ 126 × 65mm	5 years
CR-SP0102R-C24	2 × 12W			L194 × W104 × H112mm	Φ 178 × 88mm	
CR-SP0102R-C40	2 × 20W			L239 × W125 × H134mm	Φ 223 × 109mm	
CR-SP0102S-C14	2 × 7W			L130 × W69 × H84mm	120×60mm	
CR-SP0102S-C24	2 × 12W			L180 × W91 × H112mm	164 × 77mm	
CR-SP0102S-C40	2 × 20W			L224 × W110 × H134mm	207 × 95mm	



CR-SP0102ST



CR-SP0102RT



- white
- black
- Gloss silver
- Golden
- Gun black
- Dull silver



CREE CITIZEN BRIDGELUX



TRIDONIC PHILIPS LIFUD



AC 200~240V 50/60Hz



CRI > 80/CRI > 90/CRI > 95




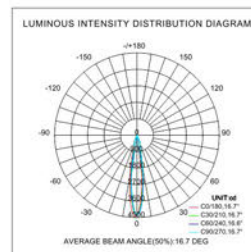
DALI/TRIAC/1-10V




8°/15°/24°/38°/60°



129 × 68mm/180 × 91mm/225 × 111mm
123 × 62mm/167 × 80mm/209 × 97mm




Model NO.	Power	CCT	Lm/W	Size	Cutout	Warranty
CR-SP0102RT-C14	2 × 7W	3000/4000/5000K	80~90lm/w	H84mm	Φ 129 × 68mm	5 years
CR-SP0102RT-C24	2 × 12W			H112mm	Φ 180 × 91mm	
CR-SP0102RT-C40	2 × 20W			H134mm	Φ 225 × 111mm	
CR-SP0102ST-C14	2 × 7W			H84mm	118×60mm	
CR-SP0102ST-C24	2 × 12W			H112mm	167 × 80mm	
CR-SP0102ST-C40	2 × 20W			H134mm	209 × 97mm	










EVO LED SPOTLIGHT


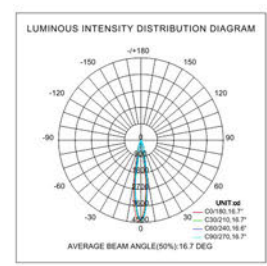
LED COB SPOTLIGHT



○ white ● black ○ silver




-  CREE CITIZEN BRIDGELUX
-  TRIDONIC PHILIPS LIFUD
-  AC 200~240V 50/60Hz
-  Ra CRI > 80/CRI > 90/CRI > 95
-  DIMMABLE DALI/TRIAC/1-10V
-  15°/24°/38°/60°
-  Ø60mm



Model NO.	Power	CCT	Lm/W	Size	Cutout	Warranty
CR-SP04R-C8	8W	3000K/4000K/5000K	80~90lm/w	Ø66×H67mm	Ø60mm	3/5years











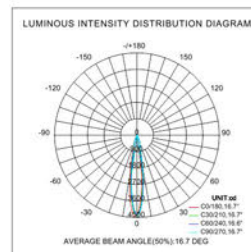
LED COB SPOTLIGHT



○ white ● black ○ silver



-  CREE CITIZEN BRIDGELUX
-  TRIDONIC PHILIPS LIFUD
-  AC 200~240V 50/60Hz
-  Ra CRI > 80/CRI > 90/CRI > 95
-  DIMMABLE DALI/TRIAC/1-10V
-  15°/24°/38°/60°
-  65×65mm



Model NO.	Power	CCT	Lm/W	Size	Cutout	Warranty
CR-SP04S-C8	8W	3000K/4000K/5000K	80~90lm/w	71×71×H76mm	65×65mm	3/5years



○ white ● black ○ silver



CREE CITIZEN BRIDGELUX



TRIDONIC PHILIPS LIFUD



AC 200~240V 50/60Hz



CRI > 80/CRI > 90/CRI > 95




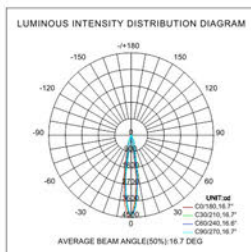
DALI/TRIAC/1-10V



15°/24°/38°/60°





Φ60mm










Model NO.	Power	CCT	Lm/W	Size	Cutout	Warranty
CR-SP04RT-C8	8W	3000K/4000K/5000K	80~90lm/w	Φ66×H67mm	Φ60mm	3/5years


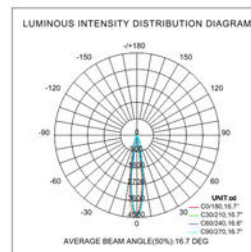
TRIMLESS LED COB SPOTLIGHT



○ white ● black ○ silver




-  CREE CITIZEN BRIDGELUX
-  TRIDONIC PHILIPS LIFUD
-  AC 200~240V 50/60Hz
-  Ra CRI > 80/CRI > 90/CRI > 95
-  DIMMABLE DALI/TRIAC/1-10V
-  15°/24°/38°/60°
-  65×65mm




Model NO.	Power	CCT	Lm/W	Size	Cutout	Warranty
CR-SP04ST-C8	8W	3000K/4000K/5000K	80~90lm/w	71×71×H76mm	65×65mm	3/5years

ECO LED SPOTLIGHT



Round



Round



Trimless



Matt white



Matt black



Dull silver











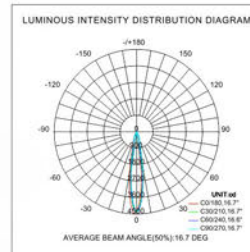
Glossy silver





Gun black











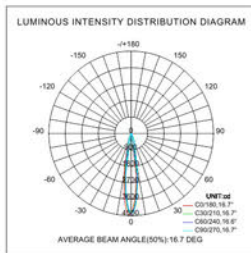
-  CREE CITIZEN BRIDGELUX
-  TRIDONIC PHILIPS LIFUD
-  AC 200~240V 50/60Hz
-  CRI > 80/CRI > 90/CRI > 95
-  DALI/TRIAC/1-10V
-  15°/24°/38°
-  Φ 55mm/ Φ 75mm/ Φ 95mm




Model NO.	Power	CCT	Lm/W	Size	Cutout	Warranty
CR-SP02RE-C5	5W	3000K/4000/5000K	80~90lm/w	Φ 65 × H80mm	Φ 55mm	5 years
CR-SP03RE-C7	7W			Φ 65 × H80mm	Φ 55mm	
CR-SP03RE-C9	9W			Φ 85 × H95mm	Φ 75mm	
CR-SP03RE-C12	12W			Φ 85 × H95mm	Φ 75mm	
CR-SP04RE-C20	20W			Φ 105 × H110mm	Φ 95mm	











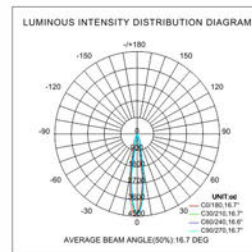
-  CREE CITIZEN BRIDGELUX
-  TRIDONIC PHILIPS LIFUD
-  AC 200~240V 50/60Hz
-  CRI > 80/CRI > 90/CRI > 95
-  DALI/TRIAC/1-10V
-  15°/24°/38°
-  Ø55mm/Ø75mm
Ø95mm/Ø120mm



Model NO.	Power	CCT	Lm/W	Size	Cutout	Warranty
CR-SP02SE-C5	5W	3000K/4000K/5000K	80~90lm/w	L63 × W63 × H63mm	Ø55mm	5 years
CR-SP03SE-C7	7W			L85 × W85 × H76mm	Ø75mm	
CR-SP03SE-C9	9W			L85 × W85 × H76mm	Ø75mm	
CR-SP03SE-C12	12W			L85 × W85 × H93mm	Ø75mm	
CR-SP03SE-C15	15W			L85 × W85 × H93mm	Ø75mm	
CR-SP04SE-C20	20W			L105 × W105 × H99mm	Ø95mm	
CR-SP05SE-C30	30W			L130 × W130 × H115mm	Ø120mm	



-  CREE CITIZEN BRIDGELUX
-  TRIDONIC PHILIPS LIFUD
-  AC 200~240V 50/60Hz
-  Ra CRI > 80/CRI > 90/CRI > 95
-  DIMMABLE DALI/TRIAC/1-10V
-  15°/24°/38°
-  Φ 65mm/Φ 85mm/Φ 105mm



Model NO.	Power	CCT	Lm/W	Size	Cutout	Warranty
CR-SP02TE-C5	5W	3000K/4000K/5000K	80~90lm/w	H80mm	Φ 65mm	5 years
CR-SP03TE-C7	7W			H80mm	Φ 65mm	
CR-SP03TE-C9	9W			H95mm	Φ 85mm	
CR-SP03TE-C12	12W			H95mm	Φ 85mm	
CR-SP04TE-C20	20W			H110mm	Φ 105mm	

MINI SPOTLIGHT











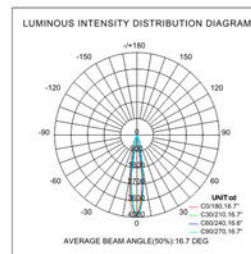
MINI SPOTLIGHT



○ white ● black










-  CREE CITIZEN BRIDGELUX
-  TRIDONIC PHILIPS LIFUD
-  AC 200~240V 50/60Hz
-  Ra CRI > 80/CRI > 90
-  DIMMABLE DALI/TRIAC/1-10V
-  8°/15°/24°/36°/45°/60°
-  Φ 25mm


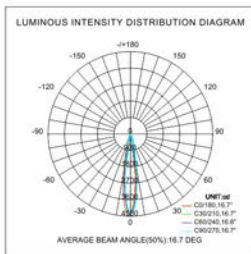


Model NO.	Power	CCT	Lm/W	Size	Cutout	Warranty
CR-MN01-C1	1W	3000K/4000K/5000K	80~90lm/w	Φ 32 x H24mm	Φ 25mm	5 years
CR-MN01-C2	2W			Φ 34 x H40mm	Φ 25mm	

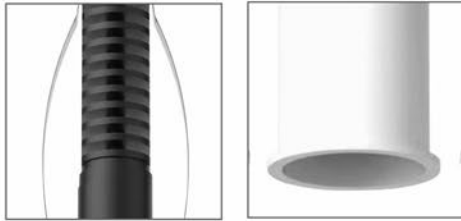


○ white ● black

-  CREE CITIZEN BRIDGELUX
-  TRIDONIC PHILIPS LIFUD
-  AC 200~240V 50/60Hz
-  Ra CRI > 80/CRI > 90
-  DIMMABLE DALI/TRIAC/1-10V
-  15°/24°/36°
-  Φ 30mm / Φ 40mm / Φ 50mm / Φ 60mm




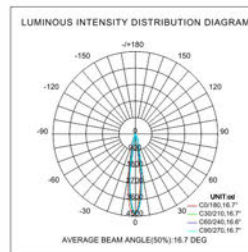
Model NO.	Power	CCT	Lm/W	Size	Cutout	Warranty
CR-MN02-C1	1W	3000K/4000K/5000K	80~90lm/w	Φ38 x H39mm	Φ30mm	5 years
CR-MN02-C3	3W			Φ45 x H51mm	Φ40mm	
CR-MN02-C5	5W			Φ56 x H56mm	Φ50mm	
CR-MN02-C7	7W			Φ57 x H65mm	Φ50mm	
CR-MN0201-C7	7W			Φ70 x H79mm	Φ60mm	



○ white ● black



- CREE CITIZEN BRIDGELUX
- TRIDONIC PHILIPS LIFUD
- AC 200~240V 50/60Hz
- Ra CRI > 80/CRI > 90
- DIMMABLE DALI/TRIAC/1-10V
- 15°/24°/36°
- Φ 25mm / Φ 35mm / Φ 45mm / Φ 55mm



Model NO.	Power	CCT	Lm/W	Size	Cutout	Warranty
CR-MN03-C3	3W	3000K/4000K/5000K	80~90lm/w	Φ 30 x H65mm	Φ25mm	5 years
CR-MN03-C5	5W			Φ 40 x H58mm	Φ35mm	
CR-MN03-C7	7W			Φ 40 x H68mm	Φ35mm	
CR-MN0301-C7	7W			Φ 50 x H70mm	Φ45mm	
CR-MN03-C9	9W			Φ 60 x H85mm	Φ55mm	



○ white ● black



CREE CITIZEN BRIDGELUX



TRIDONIC PHILIPS LIFUD



AC 200~240V 50/60Hz



Ra CRI > 80/CRI > 90




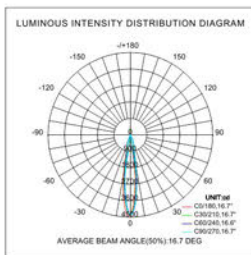
DALI/TRIAC/1-10V



15°/24°/36°



Φ 35mm / Φ 45mm / Φ 55mm










Model NO.	Power	CCT	Lm/W	Size	Cutout	Warranty
CR-MN04-C3	3W	3000K/4000K/5000K	80~90lm/w	Φ 40 x H60mm	Φ35mm	5 years
CR-MN04-C7	7W			Φ 50 x H72mm	Φ45mm	
CR-MN04-C12	12W			Φ 60 x H87mm	Φ55mm	





○ white ● black



-  CREE CITIZEN BRIDGELUX
-  TRIDONIC PHILIPS LIFUD
-  AC 200~240V 50/60Hz
-  Ra CRI > 80/CRI > 90
-  DIMMABLE DALI/TRIAC/1-10V
-  15°/24°/36°
-  Φ 35mm / Φ 45mm / Φ 55mm / Φ 65mm / Φ 75mm

LUMINOUS INTENSITY DISTRIBUTION DIAGRAM



Model NO.	Power	CCT	Lm/W	Size	Cutout	Warranty
CR-MN05-C3	3W	3000K/4000K/5000K	80~90lm/w	Φ 42 x H56mm	Φ 35mm	5 years
CR-MN05-C7	7W			Φ 52 x H60mm	Φ 45mm	
CR-MN05-C10	10W			Φ 61.7 x H66.5mm	Φ 55mm	
CR-MN0501-C10	10W			Φ 72 x H70mm	Φ 65mm	
CR-MN05-C12	12W			Φ 80 x H72mm	Φ 75mm	



CR-LD02-S10



CR-LD03-S10



CR-LD01T-S10










CR-LD01-S10


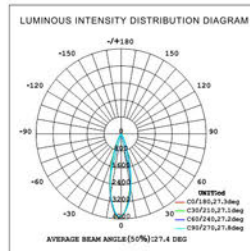
LED LINEAR DOWNLIGHT SERIES



○ white ● black ○ silver



-  OSRAM CREE
-  TRIDONIC PHILIPS LIFUD
-  AC 200~240V 50/60Hz
-  CRI > 80/CRI > 90/CRI > 95
-  DALI/TRIAC/1-10V
-  15°/30°/45°
-  37×37mm/68×37mm/140×37mm
273×37mm/405×37mm



Model NO.	Power	CCT	Lm/W	Size	Cutout	Warranty
CR-LD01-S2	2W	3000K/4000K/6000K	80~90lm/w	L45×W45×H49mm	37×37mm	5 years
CR-LD01-S4	4W			L75×W45×H49mm	68×37mm	
CR-LD01-S10	10W			L147×W45×H49mm	140×37mm	
CR-LD01-S20	20W			L280×W45×H49mm	273×37mm	
CR-LD01-S30	30W			L413×W45×H49mm	405×37mm	











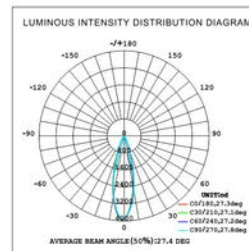
TRIMLESS LED LINEAR DOWNLIGHT




○ white ● black ○ silver










-  OSRAM CREE
-  TRIDONIC PHILIPS LIFUD
-  AC 200~240V 50/60Hz
-  CRI > 80/CRI > 90/CRI > 95
-  DALI/TRIAC/1-10V
-  15°/30°/45°
-  42×41mm/72×41mm/145×41mm
277×41mm/410×41mm


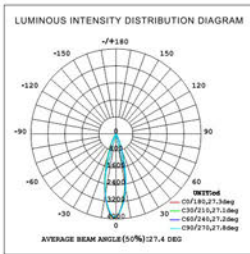


Model NO.	Power	CCT	Lm/W	Size	Cutout	Warranty
CR-LD01T-S2	2W	3000K/4000K/6000K	80~90lm/w	L91×W38×H49mm	42×41mm	5 years
CR-LD01T-S4	4W			L91×W69×H49mm	72×41mm	
CR-LD01T-S10	10W			L141×W72×H49mm	145×41mm	
CR-LD01T-S20	20W			L274×W72×H49mm	277×41mm	
CR-LD01T-S30	30W			L406×W72×H49mm	410×41mm	




○ white ● black ○ silver

-  OSRAM CREE
-  TRIDONIC PHILIPS LIFUD
-  AC 200~240V 50/60Hz
-  Ra CRI > 80/CRI > 90/CRI > 95
-  DALI/TRIAC/1-10V
-  24°/36°
-  48x48mm/122x27mm/236x27mm











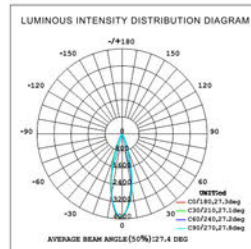
Model NO.	Power	CCT	Lm/W	Size	Cutout	Warranty
CR-LD02-S8	8W	3000K/4000K/6000K	80~90lm/w	L52xW52xH40mm	48x48mm	5 years
CR-LD02-S10	10W			L126xW31xH40mm	122x27mm	
CR-LD02-S20	20W			L240xW31xH40mm	236x27mm	

ADJUSTABLE LED LINEAR DOWNLIGHT




○ white ● black ○ silver

-  OSRAM CREE
-  TRIDONIC PHILIPS LIFUD
-  AC 200~240V 50/60Hz
-  CRI > 80/CRI > 90/CRI > 95
-  DALI/TRIAC/1-10V
-  24°/36°
-  136×43mm/250×43mm











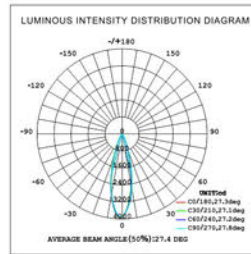
Model NO.	Power	CCT	Lm/W	Size	Cutout	Warranty
CR-LD03-S10	10W	3000K/4000K/6000K	80~90lm/w	L141×W49×H44mm	136×43mm	5 years
CR-LD03-S20	20W			L255×W49×H44mm	250×43mm	





○ white ● black ○ silver

-  OSRAM CREE
-  TRIDONIC PHILIPS LIFUD
-  AC 200~240V 50/60Hz
-  CRI > 80/CRI > 90/CRI > 95
-  DALI/TRIAC/1-10V
-  30°/60°
-  48×28mm/57×28mm/48×48mm
104×28mm/68×68mm/200×28mm



Model NO.	Power	CCT	Lm/W	Size	Cutout	Warranty
CR-LD04-S3	3W	3000K/4000K/6000K	80~90lm/w	L52×W32×H40mm	48×28mm	5 years
CR-LD04-S5	5W			L62×W32×H40mm	57×28mm	
CR-LD04-S7	7W			L52×W52×H40mm	48×48mm	
CR-LD04-S8	8W			L108×W32×H40mm	104×28mm	
CR-LD04-S12	12W			L71×W71×H40mm	68×68mm	
CR-LD04-S20	20W			L204×W32×H40mm	200×28mm	



LED TRACK SPOTLIGHT



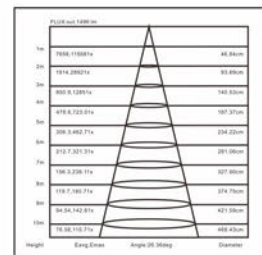
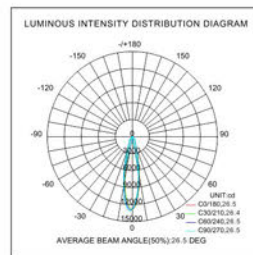
130
LM/W



○ white ● black ○ silver



- CREE CITIZEN PHILIPS
- GLOBAL PHILIPS TRIDONIC
- AC220~240V 50/60Hz
- CRI > 80/CRI > 90/CRI > 95
- DALI/TRIAC
- 15°24°38°



Model NO.	Power	CCT	Lm/W	Size	Track Adaptor	Warranty
CR-TL1220-C20	20W	3000/4000/5000K	130lm/w	Φ71xH85mm	1 phase/3phase	3years
CR-TL1220-C30	30W			Φ82xH100mm		
CR-TL1220-C35	35W			Φ100xH105mm		



○ white ● black ○ silver



CREE CITIZEN PHILIPS



TRIDONIC PHILIPS LIFUD



AC 200~240V 50/60Hz




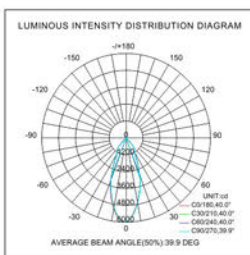
CRI > 80/CRI > 90/CRI > 95



DALI/TRIAC/1-10V



15°/24°/38°









Model NO.	Power	CCT	Lm/W	Size	Track Adaptor	Warranty
CR-TL0915-C10	10W	2700/3000/4000/5000K	90~100lm/w	Φ60 × 115mm	1 phase/3phase	3years
CR-TL0915-C20	20W	2700/3000/4000/5000K	90~100lm/w	Φ75 × 130mm	1 phase/3phase	3years
CR-TL0915-C30	30W	2700/3000/4000/5000K	90~100lm/w	Φ88 × 155mm	1 phase/3phase	3years


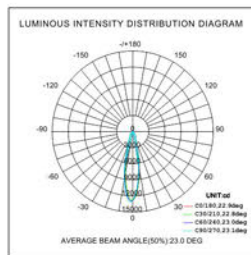






○ white ● black ○ silver

-  CREE CITIZEN PHILIPS
-  TRIDONIC PHILIPS LIFUD
-  AC 200~240V 50/60Hz
-  CRI > 80/CRI > 90/CRI > 95
-  DALI/TRIAC/1-10V
-  12°/24°/40°/60°










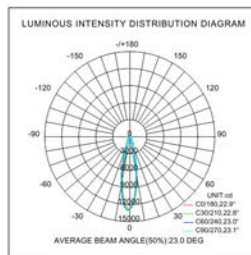
Model NO.	Power	CCT	Lm/W	Size	Track Adaptor	Warranty
CR-TL1219-C30	30W	2700/3000/4000/5000K	90~100lm/w	Φ105×160mm	1 phase/3phase	5 years
CR-TL1219-C40	40W	2700/3000/4000/5000K	90~100lm/w	Φ125×160mm	1 phase/3phase	5 years





○ white ● black ○ silver

-  CREE CITIZEN PHILIPS
-  TRIDONIC PHILIPS LIFUD
-  AC 200~240V 50/60Hz
-  CRI > 80/CRI > 90/CRI > 95
-  DALI/TRIAC/1-10V
-  15°/24°/40°/60°



Model NO.	Power	CCT	Lm/W	Size	Track Adaptor	Warranty
CR-TL1012-C20	20W	2700/3000/4000/5000K	90~100lm/w	Φ 100 × 120mm	1 phase/3phase	5 years
CR-TL1012-C30	30W	2700/3000/4000/5000K	90~100lm/w	Φ 100 × 120mm	1 phase/3phase	5 years
CR-TL1014-C40	40W	2700/3000/4000/5000K	90~100lm/w	Φ 100 × 140mm	1 phase/3phase	5 years
CR-TL1014-C48	48W	2700/3000/4000/5000K	90~100lm/w	Φ 100 × 140mm	1 phase/3phase	5 years



GU10 TRACK SPOTLIGHT FIXTURE



○ white ● black ○ silver



GU10 bulb excluded

AC 200~240V 50/60Hz



Model NO.	Power	Size	Track Adaptor	Warranty
CR-GU0610	GU10 halogen, 50W Max or LED lamps	Φ60 × 100mm	1 phase/3phase	3 years



○ white ● black ○ silver



GU10 bulb excluded



AC 200~240V 50/60Hz



Model NO.	Power	Size	Track Adaptor	Warranty
CR-GU0410	GU10 halogen, 50W Max or LED lamps	Φ55×L100mm	1 phase/3phase	3 years





CR-GU0510

○ white ● black



CR-GU0510SF



GU10 bulb excluded




AC 200~240V 50/60Hz










Model NO.	Power	Size	Track Adaptor	Warranty
CR-GU0510	GU10 halogen, 50W Max or LED lamps	Φ55 × 100mm	1 phase/3phase	3 years
CR-GU0510SF	GU10 halogen, 50W Max or LED lamps	Φ55 × 100mm	Surface Mounted	3 years


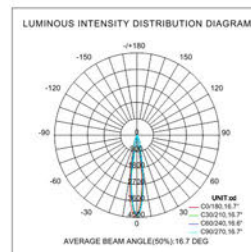





LED Stretchable Spotlight











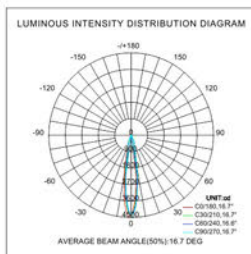
-  CREE CITIZEN BRIDGELUX
-  TRIDONIC PHILIPS LIFUD
-  AC 200~240V 50/60Hz
-  Ra CRI > 80/CRI > 90/CRI > 95
-  DIMMABLE DALI/TRIAC/1-10V
-  15°/24°/38°/50°
-  Φ 55mm/ Φ 75mm/ Φ 95mm



Model NO.	Power	CCT	Lm/W	Size	Cutout	Warranty
CR-SP02R-C5	5W	3000/4000/5000K	80~90lm/w	Φ 62 × H86mm	Φ 55mm	5 years
CR-SP02R-C7	7W			Φ 84 × H104mm	Φ 75mm	
CR-SP02R-C9	9W			Φ 84 × H104mm	Φ 75mm	
CR-SP02R-C20	20W			Φ 110 × H127mm	Φ 95mm	



-  CREE CITIZEN BRIDGELUX
-  TRIDONIC PHILIPS LIFUD
-  AC 200~240V 50/60Hz
-  CRI > 80/CRI > 90/CRI > 95
-  DALI/TRIAC/1-10V
-  15°/24°/38°/50°
-  55 × 55mm/75 × 75mm/95 × 95mm




Model NO.	Power	CCT	Lm/W	Size	Cutout	Warranty
CR-SP02S-C5	5W	3000/4000/5000K	80~90lm/w	64 × 64 × H94mm	55 × 55mm	5 years
CR-SP02S-C7	7W			85 × 85 × H116mm	75 × 75mm	
CR-SP02S-C9	9W			85 × 85 × H116mm	75 × 75mm	
CR-SP02S-C20	20W			105 × 105 × H144mm	95 × 95mm	











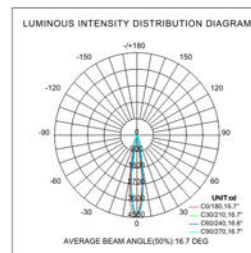
CR-SP0202S





CR-SP0202R




-  CREE CITIZEN BRIDGELUX
-  TRIDONIC PHILIPS LIFUD
-  AC 200~240V 50/60Hz
-  CRI > 80/CRI > 90/CRI > 95
-  DALI/TRIAC/1-10V
-  15°/24°/38°/50°
-  126 × 65mm/178 × 88mm/223 × 109mm
120 × 60mm/164 × 77mm/207 × 95mm











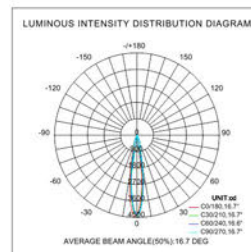
Model NO.	Power	CCT	Lm/W	Size	Cutout	Warranty
CR-SP0202R-C10	2×5W	3000/4000/5000K	80~90lm/w	140×79×H91mm	Φ126 × 65mm	5 years
CR-SP0202R-C14	2×7W			194×104×H116mm	Φ178 × 88mm	
CR-SP0202R-C18	2×9W			194×104×H116mm	Φ178 × 88mm	
CR-SP0202R-C40	2×20W			239×125×H142mm	Φ223 × 109mm	
CR-SP0202S-C10	2×5W			130×69×H91mm	120 × 60mm	
CR-SP0202S-C14	2×7W			180×91×H116mm	164 × 77mm	
CR-SP0202S-C18	2×9W			180×91×H116mm	164 × 77mm	
CR-SP0202S-C40	2×20W			224×110×H142mm	207 × 95mm	





Trimless LED Stretchable Spotlight











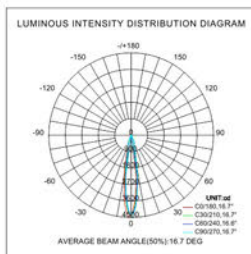
-  CREE CITIZEN BRIDGELUX
-  TRIDONIC PHILIPS LIFUD
-  AC 200~240V 50/60Hz
-  Ra CRI > 80/CRI > 90/CRI > 95
-  DIMMABLE DALI/TRIAC/1-10V
-  15°/24°/38°/50°
-  Φ 58mm/ Φ 77mm/ Φ 97mm



Model NO.	Power	CCT	Lm/W	Size	Cutout	Warranty
CR-SP02RT-C5	5W	3000/4000/5000K	80~90lm/w	H86mm	Φ 58mm	5 years
CR-SP02RT-C7	7W			H104mm	Φ 77mm	
CR-SP02RT-C9	9W			H104mm	Φ 77mm	
CR-SP02RT-C20	20W			H127mm	Φ 97mm	



-  CREE CITIZEN BRIDGELUX
-  TRIDONIC PHILIPS LIFUD
-  AC 200~240V 50/60Hz
-  Ra CRI > 80/CRI > 90/CRI > 95
-  DALI/TRIAC/1-10V
-  15°/24°/38°/50°
-  58 × 58mm/77 × 77mm/97 × 97mm



Model NO.	Power	CCT	Lm/W	Size	Cutout	Warranty
CR-SP02ST-C5	5W	3000/4000/5000K	80~90lm/w	H94mm	58 × 58mm	5 years
CR-SP02ST-C7	7W			H116mm	77 × 77mm	
CR-SP02ST-C9	9W			H116mm	77 × 77mm	
CR-SP02ST-C20	20W			H144mm	97 × 97mm	











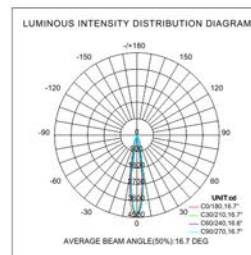
CR-SP0202ST



CR-SP0202RT



-  CREE CITIZEN BRIDGELUX
-  TRIDONIC PHILIPS LIFUD
-  AC 200~240V 50/60Hz
-  CRI > 80/CRI > 90/CRI > 95
-  DALI/TRIAC/1-10V
-  15°/24°/38°/50°
-  129 × 68mm/180 × 91mm/225 × 111mm
123 × 62mm/167 × 80mm/209 × 97mm




Model NO.	Power	CCT	Lm/W	Size	Cutout	Warranty
CR-SP0202RT-C10	2×5W	3000/4000/5000K	80~90lm/w	H91mm	Φ 129 × 68mm	5 years
CR-SP0202RT-C14	2×7W			H116mm	Φ 180 × 91mm	
CR-SP0202RT-C18	2×9W			H116mm	Φ 180 × 91mm	
CR-SP0202RT-C40	2×20W			H142mm	Φ 225 × 111mm	
CR-SP0202ST-C10	2×5W			H91mm	120 × 62mm	
CR-SP0202ST-C14	2×7W			H116mm	167 × 80mm	
CR-SP0202ST-C18	2×9W			H116mm	167 × 80mm	
CR-SP0202ST-C40	2×20W			H142mm	209 × 97mm	



IP20 Surface Mounted Downlight





○ white ● black ○ silver



CREE CITIZEN PHILIPS



TRIDONIC PHILIPS LIFUD



AC 200~240V 50/60Hz




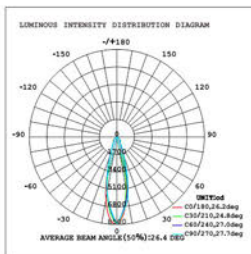
CRI > 80/CRI > 90/CRI > 95




DALI/TRIAC/1-10V



15°/24°/36°/60°



Model NO.	Power	CCT	Lm/W	Size	Installation	Warranty
CR-SF03-C15	15W	3000K 4000K 5000K	90~100lm/w	Φ 75 × H147mm	Surface Mounted	5 years
CR-SF04-C25	25W			Φ 97 × H152mm		
CR-SF05-C30	30W			Φ 115 × H135mm		
CR-SF06-C40	40W			Φ 140 × H160mm		
CR-SF07-C50	50W			Φ 170 × H198mm		
CR-SF07-C60	60W			Φ 170 × H198mm		









LED LINEAR LIGHT


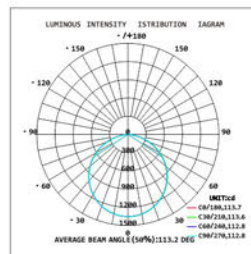




○ white ● black ○ silver



-  BRIDGELUX
-  TRIDONIC PHILIPS LIFUD
-  AC 200~240V 50/60Hz
-  CRI > 80/CRI > 90/CRI > 95
-  DALI/TRIAC/1-10V
-  120°



Model NO.	Power	CCT	Lm/W	Size	Installation	Warranty
CR-ML4075P-18	18W	2700/3000K 4000/5000K	75~85lm/w	L600 × W40 × H75mm	Suspended/ Surface Mounted	5 years
CR-ML4075P-36	36W			L1200 × W40 × H75mm		
CR-ML4075P-48	48W			L1500 × W40 × H75mm		



○ white ● black ○ silver



BRIDGELUX



TRIDONIC PHILIPS LIFUD



AC 200~240V 50/60Hz




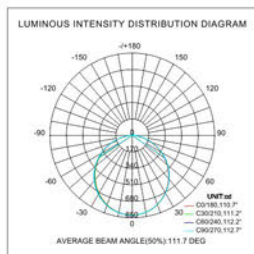
CRI > 80/CRI > 90/CRI > 95



DALI/TRIAC/1-10V









120°


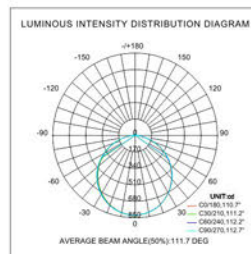


Model NO.	Power	CCT	Lm/W	Size	Installation	Warranty
CR-ML5075P-18	18W	2700/3000K 4000/5000K	75~85lm/w	L600 × W50 × H75mm	Suspended/ Surface Mounted	5 years
CR-ML5075P-40	40W			L1200 × W50 × H75mm		
CR-ML5075P-48	48W			L1500 × W50 × H75mm		



○ white ● black ○ silver

-  BRIDGELUX
-  TRIDONIC PHILIPS LIFUD
-  AC 200~240V 50/60Hz
-  Ra CRI > 80/CRI > 90/CRI > 95
-  DALI/TRIAC/1-10V
-  120°



Model NO.	Power	CCT	Lm/W	Size	Installation	Warranty
CR-ML7075P-18	18W	2700/3000K 4000/5000K	75~85lm/w	L600 × W70 × H75mm	Suspended/ Surface Mounted	5 years
CR-ML7075P-40	40W			L1200 × W70 × H75mm		
CR-ML7075P-48	48W			L1500 × W70 × H75mm		

SHENZHEN CAROL LIGHTING CO.,LTD

 4th Floor, No.38 Dongxing East Road, Tongyi Industrial Park,
Guzhen Town, Zhongshan City,
Guangdong Province,China

 +86-760-87681806

 +86 138 2275 0237(Wechat/ WhatsApp)

 +86-760-87681807

 sales@carolighting.com

 www.carolighting.com



Wechat



WhatsApp